

Instructions for Male Condom Use

Although many people mistakenly assume that all men know how to correctly use condoms, **incorrect use is common and is a major cause of condom failure.**

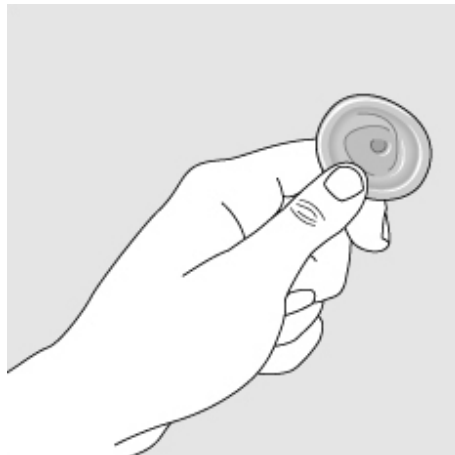
Remember:

- Do not use grease, oils, lotions, or petroleum jell (vaseline) to make the condom slippery. These substances can make the condom break. Use only jelly or cream that does not have oil in it.
- Use a new condom each time you have sex.
- Only use a condom once.
- Store condoms in a cool, dry place.
- Do not use a condom that may be old or damaged.

Do not use a condom if:

- The package is broken.
- The condom is brittle or dried out.
- The color is uneven or has changed.
- The condom is unusually sticky.

Before Intercourse:



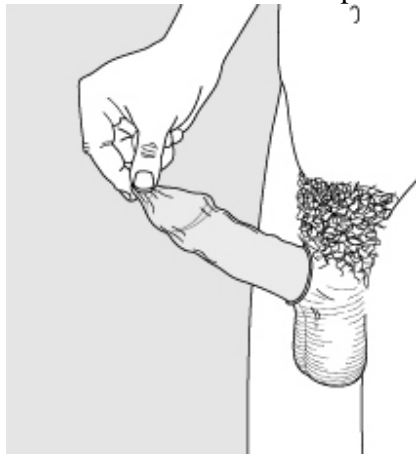
1. Carefully open the package so the condom does not tear. (Do not use teeth or a sharp object to open the package.) Do not unroll the condom before putting it on.



2. If you are not circumcised, pull back the foreskin. Put the condom on the end of the hard penis. **Note:** If the condom is initially placed on the penis backwards, do not turn it around. Throw it away and start with a new one.



3. Pinching the tip of the condom to squeeze out air, roll on the condom until it reaches the base of the penis.

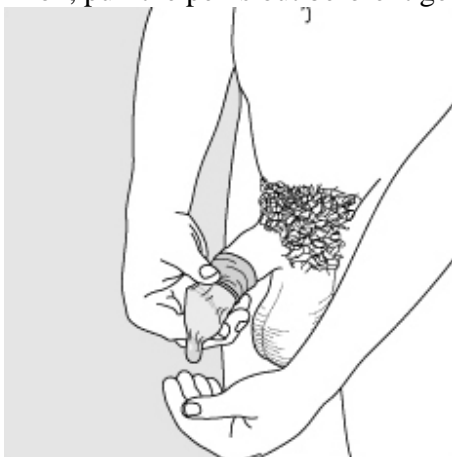


4. Check to make sure there is space at the tip and that the condom is not broken. With the condom on, insert the penis for intercourse.

After Intercourse:



- 5.** After ejaculation, hold onto the condom at the base of the penis. Keeping the condom on, pull the penis out before it gets soft.



- 6.** Slide the condom off without spilling the liquid (semen) inside. Dispose of the used condom.